

Skyline®

exhibit cabinetry

**Strong, portable, and
affordable**

Add work space, storage, and a great look with Skyline Exhibit Cabinetry. Our sturdy cabinetry is a perfect addition to any exhibit as a computer workstation, demo or lead-taking area, or as a reception desk. Our cabinets set up quickly and easily without tools and are completely portable. We offer a variety of configurations, finishes, and accessories that are certain to fit your exhibiting needs as well as your budget!



imagine that.™



Workstations set up with ease

Look great in minutes

Skyline's Exhibit Cabinetry is a perfect addition to your exhibit. Our workstations set up quickly and easily without tools and there are no small parts to lose.



Sturdy construction

Our Exhibit Cabinetry supports up to 200 pounds – so you can load it up with products. Or for presentations and demonstrations, it will easily support computer monitors and even has a built-in keyboard tray.




Protective case

Exhibit Cabinetry packs in a sturdy case with handles and wheels that provide easy transport.



Fabrics, laminates, and graphics for a custom look

Our modular workstations come in a variety of fabric and laminate colors that are sure to match your look and compliment your exhibit. And you can incorporate a variety of detachable or integral graphics.



Built better to work – and to last

Skyline has designed its Exhibit Cabinetry to give you a product that will look great, function better, and most important, last longer. Our cabinetry has unique features that help make exhibiting easier. And it is built to hold more weight and to resist the unsightly warping that can occur with ordinary tambour tables.



1 Counter top

Skyline's counter top is 3/4" instead of the usual 1/2" which supports more weight and prevents warping.

2 Reinforced panels

Panels are built with a panel 'backer' (instead of paint) that prevents warping.

3 Locking door

Access door closes with magnet for easy opening/closing and locks for secure storage. Over 7 cubic feet of storage space available.

4 Electrical access

Back panel comes with notches at the floor for electrical wire access so cabinet won't pinch wires or stand askew.



5 Wire management

Counter tops come with wire management hole and cover for easy connections for monitors, etc.

6 Keyboard tray



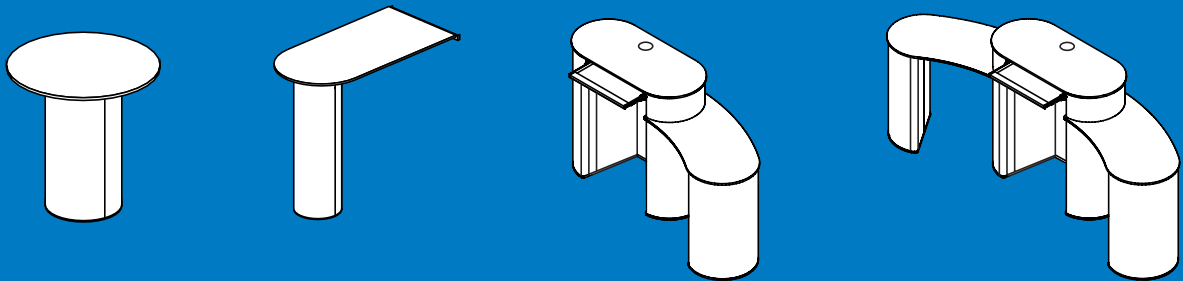
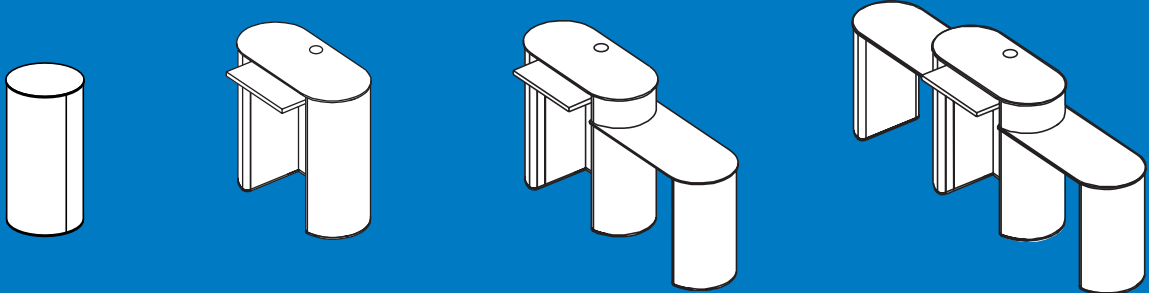
Keyboard tray pulls out and locks into place. It is pre-mounted to the counter top for easy set up.

7 Extensions

Straight and curved extensions are available for both left and right sides of cabinet.

Standard models

Skyline's Exhibit Cabinetry has many standard models that can enhance your exhibit's performance. Whether you need a small table for lead-taking or a full workstation for presentations, Skyline has a solution for you. Our models come with or without built-in keyboards and our straight and curved extensions are available for either side.



Skyline Displays, Inc.
3355 Discovery Road
Eagan, Minnesota 55121
1-800-328-2725

www.skylinedisplays.com

Imagine that is a service mark of Skyline Displays, Inc.
©2001 Skyline Displays, Inc. Printed in U.S.A. PN22703

Skyline®