

# Skyline®

## Duet™ Banner Stand Set-Up

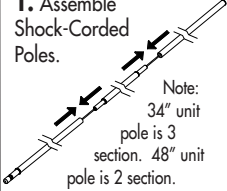
1-800-328-2725

[www.skyline.com](http://www.skyline.com)

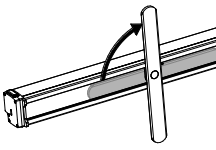
©2009 Skyline Exhibits

PN32450-A

### 1. Assemble Shock-Corded Poles.

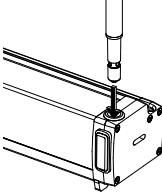


### 2. Turn foot 90°.

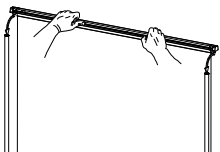


### 3. Fit Poles into sockets of base.

Press down until pole clicks into place.

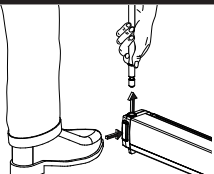


### 4. Lift Banner Support Bar from base and insert ends into tops of poles.



To Disassemble - Reverse set-up procedure.

When retracting banner, lower it slowly and keep it centered.



**Note:** To release poles during takedown, tap on the button with foot while pulling up on pole.